

Signify Classified - Internal
Cooper Lighting Solutions Photometric Lab
1121 Highway 74 South
Peachtree City, GA 30269



Scaled data based on original data using
LM-79-08 Approved Method: Electrical and Photometric Measurements of Solid-
State Lighting Products

Test Report Prepared for
Cooper Lighting Solutions
(formerly Eaton)

Brand: STREETWORKS

Report Number: P867492

Luminaire Tested: **MEM2-HTN-SA-40-750-U-T2R**

Issue Date: 08/21/2024



Test Information

Test Method: LM-79-08
Report Number: P867492
Test Lab: INNOVATION CENTER(G3)
Issue Date: 08/21/2024
Manufacturer: COOPER LIGHTING SOLUTIONS (FORMERLY EATON)
Product Line: STREETWORKS
Catalog Number: MEM2-HTN-SA-40-750-U-T2R
Description: EPIC MODERN TALL HOUSING DISCRETE LED ARRAYS 40W 70CRI 5000K
FIXTURE w/ TYPE II ROADWAY DISTRIBUTION OPTIC
Light Source: (10) 5000K CCT, 70 CRI LEDS
Ballast/Driver: ELECTRONIC DRIVER

Summary

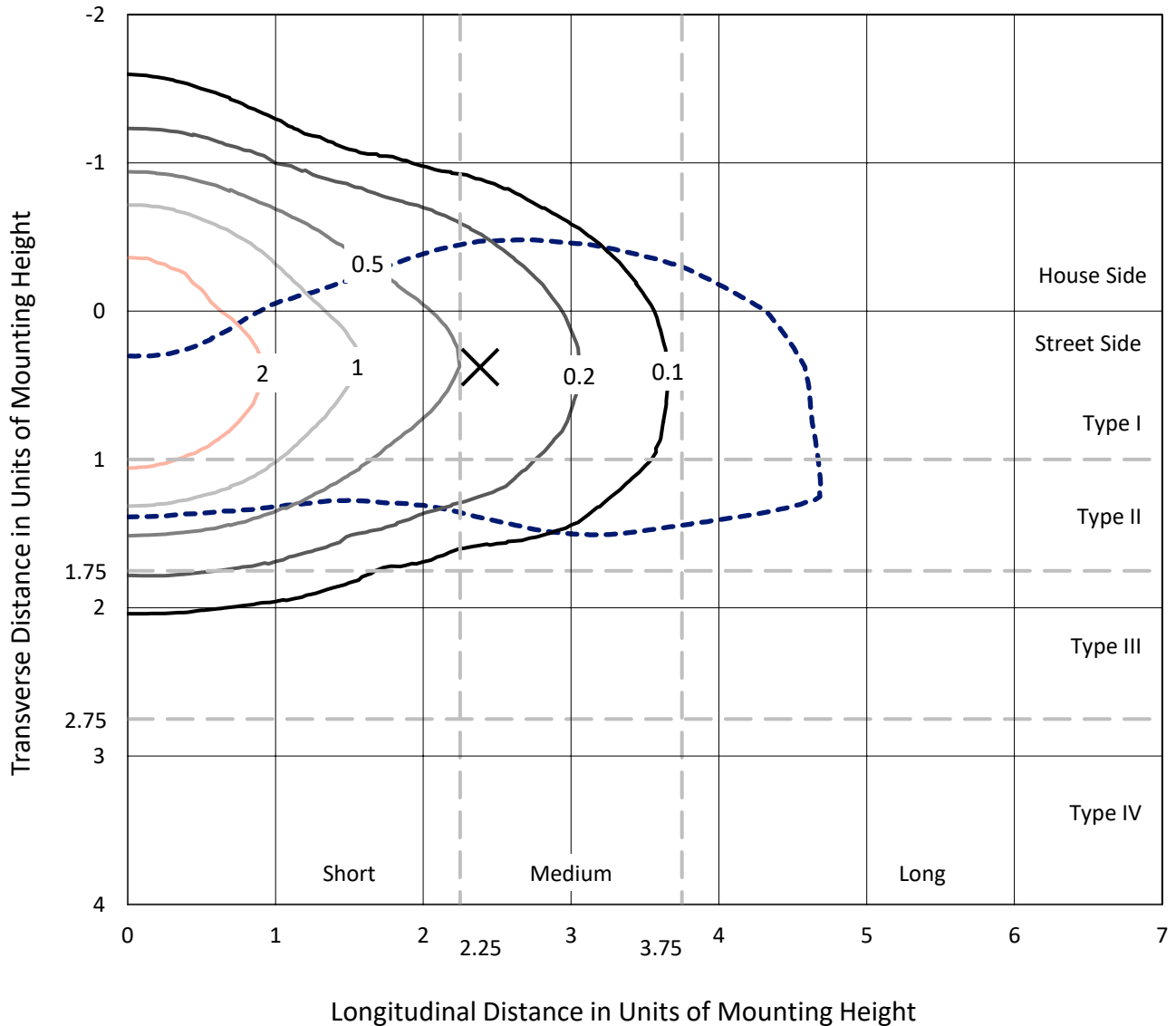
Lumens per Lamp: N/A
Luminaire Lumens: 6206.9 lumens
Efficiency: N/A
Efficacy: 141.1 lumens/watt
Luminous Opening: Rectangular (W 0.33' x L: 0.33' x H: 0')
IES Classification: Type II - Medium
BUG Rating: B2 - U0 - G2

Input Watts (W): 44
Input Voltage (V): 120
Input Current (Ain): NR
Voltage Rise (V): NR
Power Factor: 0.99
Total Harmonic Distortion (THDi): 6.91%
Frequency (hertz): 60
Stabilization Time: NR
Operation Time: NR
Ambient Temperature (°C): NR
Test Distance: 24 FT

REPORT NUMBER: P867492
 CATALOG NUMBER: MEM2-HTN-SA-40-750-U-T2R

Iso-Footcandle Lines of Horizontal Illumination

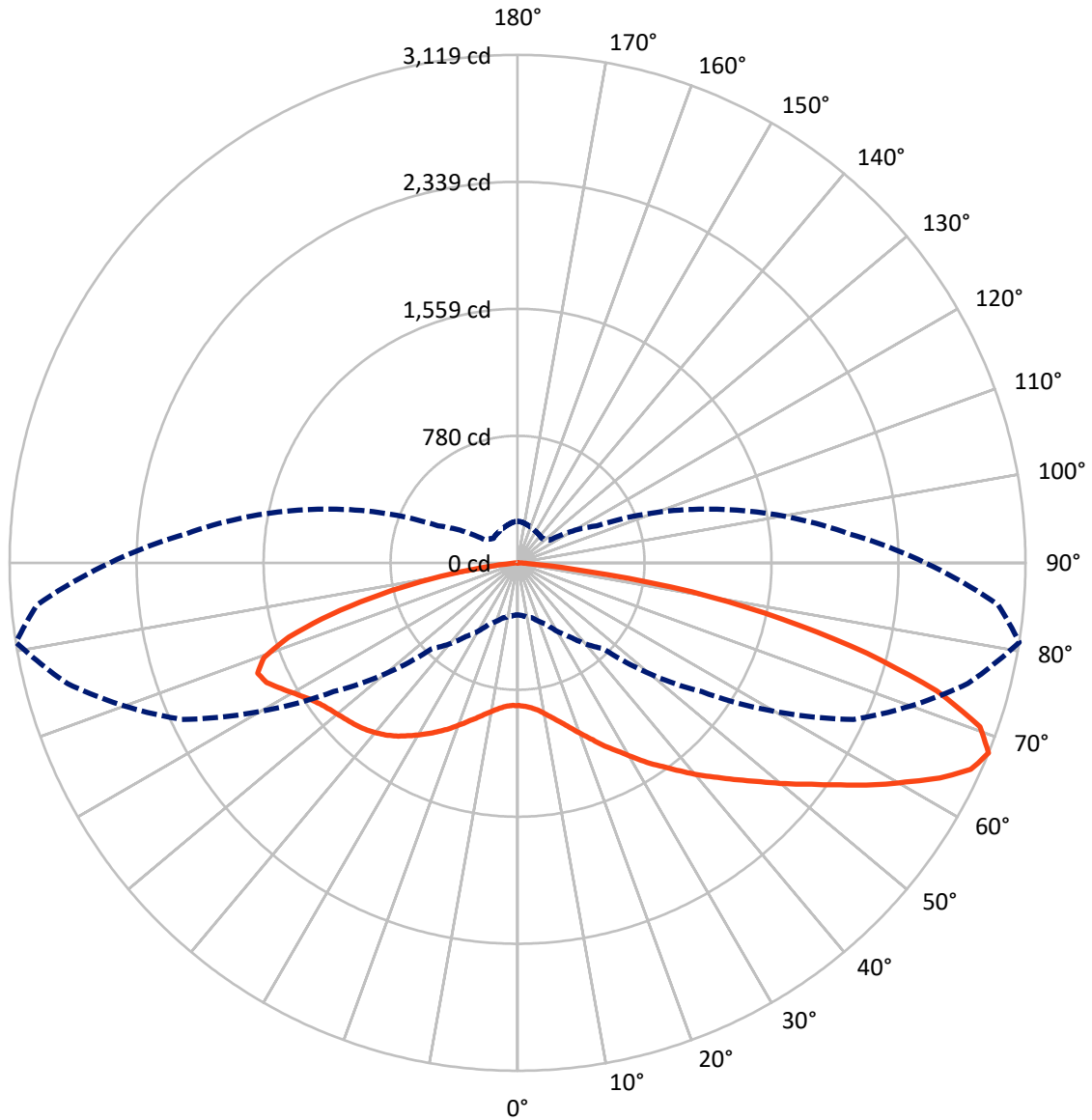
× Max cd
 - - - 1/2 Max cd



Based on 20 foot mounting height. Maximum calculated value = 3.9 fc
 Type II - Medium - N/A

REPORT NUMBER: P867492
CATALOG NUMBER: MEM2-HTN-SA-40-750-U-T2R

Luminous Intensity Polar Plot



— Vertical Plane Through 81-Deg Lateral - - - Horizontal Cone Through 67.5-Deg Vertical

REPORT NUMBER: P867492
 CATALOG NUMBER: MEM2-HTN-SA-40-750-U-T2R

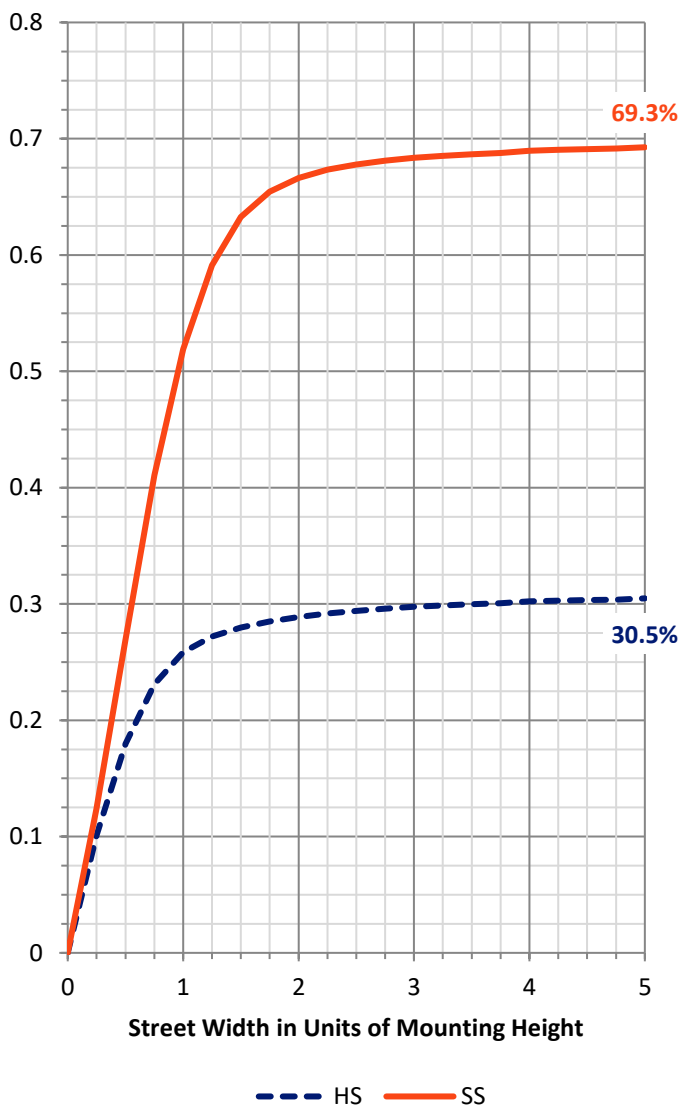
FLUX DISTRIBUTION:

		Downward	Upward	Total
House Side	Lumens	1902.0	0.0	1902.0
	% Fixture	30.6	0.0	30.6
Street Side	Lumens	4305.0	0.0	4305.0
	% Fixture	69.4	0.0	69.4
Total	Lumens	6206.9	0.0	6206.9
	% Fixture	100.0	0.0	100.0

Coefficient of Utilization

ZONAL LUMENS:

Zone	Lumens	% Fixture
0°-10°	89.4	1.4
10°-20°	317.2	5.1
20°-30°	631.8	10.2
30°-40°	992.6	16.0
40°-50°	1231.0	19.8
50°-60°	1203.3	19.4
60°-70°	1011.9	16.3
70°-80°	643.0	10.4
80°-90°	86.8	1.4
90°-100°	0.0	0.0
100°-110°	0.0	0.0
110°-120°	0.0	0.0
120°-130°	0.0	0.0
130°-140°	0.0	0.0
140°-150°	0.0	0.0
150°-160°	0.0	0.0
160°-170°	0.0	0.0
170°-180°	0.0	0.0
0°-90°	6206.9	100.0
0°-180°	6206.9	100.0

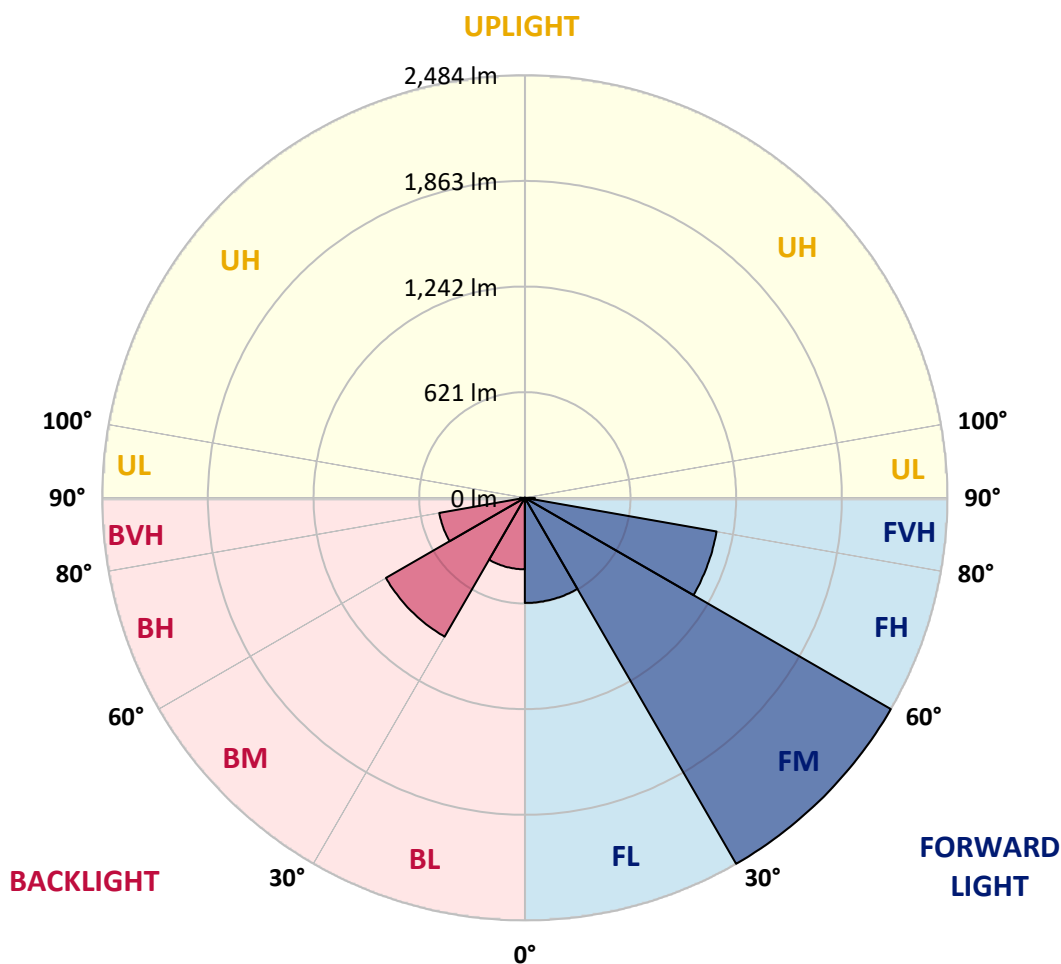


REPORT NUMBER: P867492
 CATALOG NUMBER: MEM2-HTN-SA-40-750-U-T2R

LUMINAIRE CLASSIFICATION SYSTEM LUMEN TABLE AND BUG RATING:

Zone	Lumens	% Fixture	Zone Rating/Lumen Limit		
			B	U	G
FL (0°-30°)	618.3	10.0			
FM (30°-60°)	2484.2	40.0			
FH (60°-80°)	1144.4	18.4			G1/1800
FVH (80°-90°)	58.2	0.9			G1/100
BL (0°-30°)	420.1	6.8	B1/500		
BM (30°-60°)	942.7	15.2	B1/1000		
BH (60°-80°)	510.6	8.2	B2/1000		G2/1000
BVH (80°-90°)	28.6	0.5			G1/100
UL (90°-100°)	0.0	0.0		U0/0	
UH (100°-180°)	0.0	0.0		U0/0	

BUG Rating: B2-U0-G2
 Type II Medium





REPORT NUMBER: P867492

CATALOG NUMBER: MEM2-HTN-SA-40-750-U-T2R

CANDELA DISTRIBUTION (FULL):

	0°	5°	15°	25°	35°	45°	55°	65°	75°	81°	85°
0°	876.3	876.3	876.3	876.3	876.3	876.3	876.3	876.3	876.3	876.3	876.3
2.5°	907.1	905.8	905.8	896.0	896.0	893.5	894.8	887.4	883.7	882.5	881.2
5°	972.3	972.3	964.9	958.8	946.5	935.4	925.5	910.8	899.7	894.8	891.1
7.5°	1070.8	1063.4	1060.9	1042.5	1016.6	994.5	974.8	942.8	921.8	914.5	909.5
10°	1191.4	1181.5	1163.1	1142.2	1108.9	1075.7	1036.3	993.2	958.8	944.0	937.8
12.5°	1315.7	1302.1	1276.3	1256.6	1213.5	1163.1	1107.7	1048.6	1000.6	979.7	968.6
15°	1452.3	1444.9	1414.1	1374.8	1324.3	1252.9	1184.0	1111.4	1049.8	1020.3	1001.8
17.5°	1600.0	1588.9	1555.7	1507.7	1436.3	1351.4	1271.4	1177.8	1106.5	1068.3	1047.4
20°	1745.2	1742.8	1693.5	1648.0	1564.3	1458.5	1355.1	1256.6	1166.8	1122.5	1095.4
22.5°	1907.7	1891.7	1848.6	1784.6	1684.9	1587.7	1465.8	1337.8	1232.0	1180.3	1149.5
25°	2076.3	2075.1	2022.1	1943.4	1826.5	1703.4	1571.7	1430.1	1309.5	1246.8	1206.2
27.5°	2285.5	2269.5	2201.8	2112.0	1976.6	1835.1	1682.5	1526.1	1383.4	1308.3	1259.1
30°	2468.9	2464.0	2387.7	2286.8	2135.4	1966.8	1801.8	1634.5	1470.8	1382.1	1328.0
32.5°	2617.8	2611.7	2546.5	2445.5	2283.1	2108.3	1918.8	1736.6	1558.1	1462.1	1390.8
35°	2742.1	2732.3	2664.6	2563.7	2423.4	2246.1	2044.3	1843.7	1654.1	1537.2	1469.5
37.5°	2791.4	2782.8	2727.4	2643.7	2514.5	2352.0	2157.5	1961.8	1750.1	1622.1	1545.8
40°	2772.9	2768.0	2728.6	2670.8	2572.3	2436.9	2265.8	2084.9	1858.5	1712.0	1620.9
42.5°	2685.5	2685.5	2660.9	2631.4	2582.1	2484.9	2361.8	2203.1	1963.1	1801.8	1692.3
45°	2562.5	2557.5	2548.9	2537.8	2530.5	2493.5	2424.6	2305.2	2078.8	1900.3	1778.5
47.5°	2398.8	2402.5	2396.3	2401.2	2432.0	2455.4	2451.7	2400.0	2196.9	2008.6	1863.4
50°	2141.5	2158.8	2178.5	2236.3	2299.1	2364.3	2424.6	2467.7	2336.0	2131.7	1961.8
52.5°	1822.8	1830.1	1883.1	2019.7	2153.8	2240.0	2354.5	2498.5	2459.1	2259.7	2077.5
55°	1430.1	1443.7	1523.7	1716.9	1955.7	2120.6	2254.8	2484.9	2584.6	2406.1	2212.9
57.5°	1025.2	1033.8	1161.8	1361.2	1672.6	1949.5	2141.5	2430.8	2685.5	2572.3	2352.0
60°	728.6	744.6	827.1	1021.5	1320.6	1713.2	2038.1	2352.0	2779.1	2734.8	2534.1
62.5°	537.8	546.5	604.3	745.8	992.0	1390.8	1904.0	2294.1	2840.6	2909.5	2716.3
65°	404.9	408.6	448.0	545.2	742.2	1025.2	1692.3	2283.1	2875.1	3058.5	2877.5
67.5°	318.8	324.9	349.5	416.0	552.6	745.8	1378.5	2275.7	2862.8	3118.8	2962.5
70°	268.3	269.5	288.0	324.9	413.5	536.6	1030.2	2164.9	2793.8	3012.9	2883.7
72.5°	232.6	232.6	241.2	270.8	332.3	406.2	701.5	1900.3	2619.1	2691.7	2610.5
75°	188.3	187.1	201.8	230.2	267.1	312.6	471.4	1438.8	2252.3	2215.4	2148.9
77.5°	163.7	162.5	174.8	199.4	220.3	249.8	322.5	934.2	1772.3	1661.5	1619.7
80°	140.3	136.6	146.5	169.8	180.9	194.5	222.8	544.0	1158.2	1089.2	1038.8
82.5°	105.8	97.2	94.8	114.5	121.8	113.2	113.2	190.8	420.9	424.6	392.6
85°	8.6	9.8	12.3	14.8	20.9	23.4	24.6	40.6	62.8	60.3	61.5
87.5°	1.2	1.2	1.2	2.5	2.5	3.7	3.7	3.7	4.9	4.9	4.9
90°	0.0	0.0	0.0	0.0	0.0	0.0	0.0	0.0	0.0	0.0	0.0



REPORT NUMBER: P867492

CATALOG NUMBER: MEM2-HTN-SA-40-750-U-T2R

CANDELA DISTRIBUTION (continued):

	90°	95°	105°	115°	125°	135°	145°	155°	165°	175°	180°
0°	876.3	876.3	876.3	876.3	876.3	876.3	876.3	876.3	876.3	876.3	876.3
2.5°	880.0	877.5	875.1	875.1	875.1	872.6	871.4	871.4	870.2	866.5	865.2
5°	888.6	884.9	881.2	881.2	881.2	880.0	878.8	880.0	878.8	875.1	873.8
7.5°	905.8	900.9	896.0	896.0	898.5	897.2	897.2	898.5	897.2	893.5	892.3
10°	930.5	923.1	920.6	920.6	923.1	921.8	920.6	920.6	919.4	913.2	915.7
12.5°	957.5	950.2	947.7	948.9	947.7	945.2	946.5	942.8	941.5	931.7	930.5
15°	992.0	983.4	978.5	979.7	976.0	971.1	966.2	963.7	958.8	950.2	947.7
17.5°	1031.4	1017.8	1011.7	1011.7	1004.3	994.5	987.1	979.7	972.3	962.5	960.0
20°	1069.5	1057.2	1047.4	1044.9	1030.2	1014.2	1000.6	988.3	979.7	968.6	966.2
22.5°	1117.5	1100.3	1086.8	1075.7	1053.5	1027.7	1006.8	989.5	977.2	964.9	961.2
25°	1168.0	1143.4	1121.2	1100.3	1069.5	1032.6	1003.1	978.5	962.5	948.9	946.5
27.5°	1218.5	1186.5	1154.5	1121.2	1074.5	1026.5	984.6	955.1	934.2	916.9	914.5
30°	1272.6	1233.2	1182.8	1134.8	1073.2	1010.5	957.5	915.7	891.1	871.4	868.9
32.5°	1328.0	1278.8	1209.8	1144.6	1067.1	987.1	918.2	873.8	843.1	820.9	814.8
35°	1389.5	1329.2	1234.5	1148.3	1049.8	952.6	876.3	820.9	785.2	763.1	758.2
37.5°	1452.3	1376.0	1250.5	1145.8	1025.2	912.0	822.2	765.5	723.7	692.9	688.0
40°	1516.3	1419.1	1260.3	1133.5	990.8	861.5	771.7	702.8	642.5	614.2	600.6
42.5°	1575.4	1458.5	1265.2	1116.3	952.6	808.6	705.2	615.4	558.8	528.0	534.2
45°	1636.9	1495.4	1266.5	1095.4	902.2	740.9	621.5	537.8	481.2	457.8	455.4
47.5°	1689.8	1526.1	1264.0	1065.8	845.5	663.4	534.2	454.2	412.3	390.2	387.7
50°	1760.0	1560.6	1260.3	1031.4	771.7	574.8	452.9	387.7	349.5	332.3	331.1
52.5°	1830.1	1598.8	1257.8	983.4	694.2	491.1	379.1	327.4	301.5	292.9	290.5
55°	1922.5	1645.5	1259.1	928.0	605.5	404.9	321.2	285.5	272.0	268.3	268.3
57.5°	2028.3	1705.8	1266.5	866.5	513.2	334.8	279.4	263.4	262.2	264.6	265.8
60°	2156.3	1785.8	1281.2	802.5	428.3	283.1	254.8	253.5	257.2	265.8	268.3
62.5°	2300.3	1873.2	1299.7	718.8	347.1	248.6	241.2	246.2	251.1	260.9	262.2
65°	2427.1	1971.7	1310.8	638.8	290.5	228.9	232.6	235.1	247.4	260.9	260.9
67.5°	2503.4	2043.1	1268.9	537.8	242.5	211.7	219.1	226.5	240.0	252.3	254.8
70°	2477.5	2019.7	1126.2	417.2	205.5	195.7	204.3	215.4	228.9	243.7	251.1
72.5°	2297.8	1853.5	914.5	304.0	178.5	180.9	192.0	206.8	219.1	235.1	244.9
75°	1921.2	1547.1	659.7	219.1	156.3	166.2	183.4	195.7	204.3	208.0	209.2
77.5°	1458.5	1137.2	449.2	163.7	135.4	148.9	167.4	180.9	183.4	185.8	188.3
80°	952.6	723.7	253.5	114.5	103.4	121.8	136.6	151.4	146.5	153.8	156.3
82.5°	402.5	316.3	115.7	56.6	48.0	51.7	55.4	49.2	45.5	45.5	39.4
85°	52.9	40.6	17.2	7.4	6.2	3.7	3.7	3.7	2.5	2.5	2.5
87.5°	4.9	4.9	3.7	3.7	2.5	2.5	1.2	2.5	1.2	1.2	1.2
90°	0.0	0.0	0.0	0.0	0.0	0.0	0.0	0.0	0.0	0.0	0.0

LM-79-2019: Approved Method: Electrical and Photometric Measurements of Solid-
State Lighting Products

Report Prepared for

Cooper Lighting Solutions

Streetworks

Report Number: SP1-2407-157-6

Test Date: 08/07/2024

Luminaire Tested: MEM2-HTN-SA-40-750-U-5WQ-2

Data in this report applies to families of products including MEM2-HTN-SA-40-750-U-5WQ-2

Test Information

Test Method: LM-79-2019
 Report Number: SP1-2407-157-6
 Test Lab: COOPER LIGHTING SOLUTIONS
 Photometer: SP1 - 76IN SPHERE
 Measurement Geometry: 4π
 Issue Date: 08/20/2024
 Manufacturer: COOPER LIGHTING SOLUTIONS
 Product Line: Streetworks
 Catalog Number: **MEM2-HTN-SA-40-750-U-5WQ-2**
 Description: Epic Modern Light Square 40W 5WQ Optic and Flare Trim

Spectral Parameters

CCT (K): 5094
 CIE u': 0.2082
 CIE v': 0.4867
 Duv: 0.0032
 CIE x: 0.3430
 CIE y: 0.3564
 CIE z: 0.3006
 Peak Wavelength (nm): 451
 Dominant Wavelength (nm): 568
 Purity: 9.86439
 Rf: 73.7
 Rg: 93

CRI (Ra):	72.0		
R1:	68.6	R9:	-39.6
R2:	78.1	R10:	47.6
R3:	84.6	R11:	68.2
R4:	71.6	R12:	41.4
R5:	69.6	R13:	70.4
R6:	69.4	R14:	91.4
R7:	80.9	R15:	61.4
R8:	53.1		



Test Conditions

Stabilization Time: 20M
 Operation Time: 1H 20M
 Sphere Temperature (°C): 24.2

REPORT NUMBER: SP1-2407-157-6

Measurement and Test Equipment			
Instrument	Identification Number	Calibration Date	Calibration Due Date
Photometer	IN0058	6/18/2024	12/18/2024
Power Meter	INXT2011004	2/8/2024	2/8/2025
AC Power Source	IN0063	10/24/2023	10/24/2024
DC Power Source	IN0208	10/24/2023	10/24/2024
Sphere Thermometer	IN0085	10/24/2023	10/24/2024
Room Thermometer	IN0046	10/24/2023	10/24/2024

REPORT NUMBER: SP1-2407-157-6

CIE 1931 Chromaticity Diagram



CIE 1931 Chromaticity Diagram with 2017 ANSI 7-Step and 4-Step Quadrangles



Point lies inside the ANSI 5000K 4-step quadrangle

REPORT NUMBER: SP1-2407-157-6

Photopic Flux vs. Wavelength



Photopic Lumens: NR

λ (nm)	Power W [^] /nm	Lumens (φ/nm)	λ (nm)	Power W [^] /nm	Lumens (φ/nm)	λ (nm)	Power W [^] /nm	Lumens (φ/nm)	λ (nm)	Power W [^] /nm	Lumens (φ/nm)	λ (nm)	Power W [^] /nm	Lumens (φ/nm)
360	0	NR	490	114	NR	620	361	NR	750	9	NR	880	0	NR
365	0	NR	495	145	NR	625	326	NR	755	8	NR	885	0	NR
370	0	NR	500	197	NR	630	294	NR	760	7	NR	890	0	NR
375	0	NR	505	259	NR	635	261	NR	765	6	NR	895	0	NR
380	0	NR	510	319	NR	640	232	NR	770	5	NR	900	0	NR
385	0	NR	515	373	NR	645	204	NR	775	4	NR	905	0	NR
390	0	NR	520	414	NR	650	179	NR	780	4	NR	910	0	NR
395	1	NR	525	445	NR	655	157	NR	785	3	NR	915	0	NR
400	3	NR	530	465	NR	660	136	NR	790	3	NR	920	0	NR
405	5	NR	535	482	NR	665	118	NR	795	2	NR	925	0	NR
410	9	NR	540	493	NR	670	102	NR	800	2	NR	930	0	NR
415	18	NR	545	505	NR	675	87	NR	805	2	NR	935	0	NR
420	36	NR	550	515	NR	680	75	NR	810	2	NR	940	0	NR
425	72	NR	555	527	NR	685	65	NR	815	1	NR	945	0	NR
430	134	NR	560	540	NR	690	56	NR	820	1	NR	950	0	NR
435	242	NR	565	550	NR	695	48	NR	825	1	NR	955	0	NR
440	407	NR	570	557	NR	700	41	NR	830	1	NR	960	0	NR
445	684	NR	575	561	NR	705	35	NR	835	1	NR	965	0	NR
450	988	NR	580	559	NR	710	30	NR	840	1	NR	970	0	NR
455	828	NR	585	551	NR	715	26	NR	845	1	NR	975	0	NR
460	473	NR	590	537	NR	720	22	NR	850	1	NR	980	0	NR
465	333	NR	595	516	NR	725	19	NR	855	0	NR	985	0	NR
470	232	NR	600	491	NR	730	16	NR	860	0	NR	990	0	NR
475	146	NR	605	461	NR	735	14	NR	865	0	NR	995	0	NR
480	113	NR	610	429	NR	740	12	NR	870	0	NR	1000	0	NR
485	106	NR	615	395	NR	745	10	NR	875	0	NR			

REPORT NUMBER: SP1-2407-157-6

Scotopic Flux vs. Wavelength



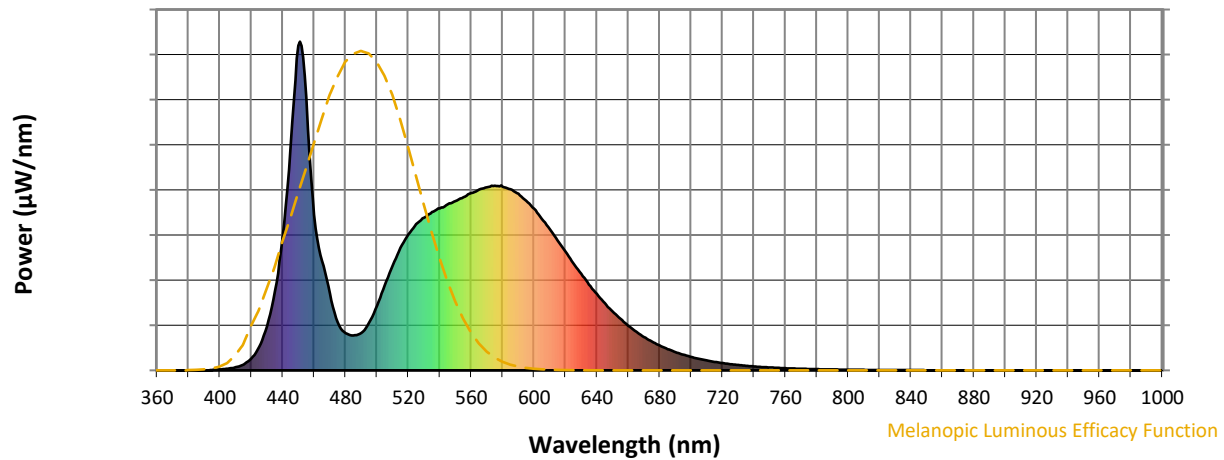
Scotopic Lumens: NR

S/P: 1.81

λ (nm)	Power W [^] /nm	Lumens (φ/nm)	λ (nm)	Power W [^] /nm	Lumens (φ/nm)	λ (nm)	Power W [^] /nm	Lumens (φ/nm)	λ (nm)	Power W [^] /nm	Lumens (φ/nm)	λ (nm)	Power W [^] /nm	Lumens (φ/nm)
360	0	NR	490	114	NR	620	361	NR	750	9	NR	880	0	NR
365	0	NR	495	145	NR	625	326	NR	755	8	NR	885	0	NR
370	0	NR	500	197	NR	630	294	NR	760	7	NR	890	0	NR
375	0	NR	505	259	NR	635	261	NR	765	6	NR	895	0	NR
380	0	NR	510	319	NR	640	232	NR	770	5	NR	900	0	NR
385	0	NR	515	373	NR	645	204	NR	775	4	NR	905	0	NR
390	0	NR	520	414	NR	650	179	NR	780	4	NR	910	0	NR
395	1	NR	525	445	NR	655	157	NR	785	3	NR	915	0	NR
400	3	NR	530	465	NR	660	136	NR	790	3	NR	920	0	NR
405	5	NR	535	482	NR	665	118	NR	795	2	NR	925	0	NR
410	9	NR	540	493	NR	670	102	NR	800	2	NR	930	0	NR
415	18	NR	545	505	NR	675	87	NR	805	2	NR	935	0	NR
420	36	NR	550	515	NR	680	75	NR	810	2	NR	940	0	NR
425	72	NR	555	527	NR	685	65	NR	815	1	NR	945	0	NR
430	134	NR	560	540	NR	690	56	NR	820	1	NR	950	0	NR
435	242	NR	565	550	NR	695	48	NR	825	1	NR	955	0	NR
440	407	NR	570	557	NR	700	41	NR	830	1	NR	960	0	NR
445	684	NR	575	561	NR	705	35	NR	835	1	NR	965	0	NR
450	988	NR	580	559	NR	710	30	NR	840	1	NR	970	0	NR
455	828	NR	585	551	NR	715	26	NR	845	1	NR	975	0	NR
460	473	NR	590	537	NR	720	22	NR	850	1	NR	980	0	NR
465	333	NR	595	516	NR	725	19	NR	855	0	NR	985	0	NR
470	232	NR	600	491	NR	730	16	NR	860	0	NR	990	0	NR
475	146	NR	605	461	NR	735	14	NR	865	0	NR	995	0	NR
480	113	NR	610	429	NR	740	12	NR	870	0	NR	1000	0	NR
485	106	NR	615	395	NR	745	10	NR	875	0	NR			

REPORT NUMBER: SP1-2407-157-6

Melanopic Flux vs. Wavelength



Melanopic Lumens: NR

M/P: 3.73

λ (nm)	Power W [^] /nm	Lumens (φ/nm)	λ (nm)	Power W [^] /nm	Lumens (φ/nm)	λ (nm)	Power W [^] /nm	Lumens (φ/nm)	λ (nm)	Power W [^] /nm	Lumens (φ/nm)	λ (nm)	Power W [^] /nm	Lumens (φ/nm)
360	0	NR	490	114	NR	620	361	NR	750	9	NR	880	0	NR
365	0	NR	495	145	NR	625	326	NR	755	8	NR	885	0	NR
370	0	NR	500	197	NR	630	294	NR	760	7	NR	890	0	NR
375	0	NR	505	259	NR	635	261	NR	765	6	NR	895	0	NR
380	0	NR	510	319	NR	640	232	NR	770	5	NR	900	0	NR
385	0	NR	515	373	NR	645	204	NR	775	4	NR	905	0	NR
390	0	NR	520	414	NR	650	179	NR	780	4	NR	910	0	NR
395	1	NR	525	445	NR	655	157	NR	785	3	NR	915	0	NR
400	3	NR	530	465	NR	660	136	NR	790	3	NR	920	0	NR
405	5	NR	535	482	NR	665	118	NR	795	2	NR	925	0	NR
410	9	NR	540	493	NR	670	102	NR	800	2	NR	930	0	NR
415	18	NR	545	505	NR	675	87	NR	805	2	NR	935	0	NR
420	36	NR	550	515	NR	680	75	NR	810	2	NR	940	0	NR
425	72	NR	555	527	NR	685	65	NR	815	1	NR	945	0	NR
430	134	NR	560	540	NR	690	56	NR	820	1	NR	950	0	NR
435	242	NR	565	550	NR	695	48	NR	825	1	NR	955	0	NR
440	407	NR	570	557	NR	700	41	NR	830	1	NR	960	0	NR
445	684	NR	575	561	NR	705	35	NR	835	1	NR	965	0	NR
450	988	NR	580	559	NR	710	30	NR	840	1	NR	970	0	NR
455	828	NR	585	551	NR	715	26	NR	845	1	NR	975	0	NR
460	473	NR	590	537	NR	720	22	NR	850	1	NR	980	0	NR
465	333	NR	595	516	NR	725	19	NR	855	0	NR	985	0	NR
470	232	NR	600	491	NR	730	16	NR	860	0	NR	990	0	NR
475	146	NR	605	461	NR	735	14	NR	865	0	NR	995	0	NR
480	113	NR	610	429	NR	740	12	NR	870	0	NR	1000	0	NR
485	106	NR	615	395	NR	745	10	NR	875	0	NR			

Summary

$R_f = 73.7$
 $R_g = 93$
 $CIE R_a = 72.0$
 $R_9 = -39.6$



Color Vector Graphics

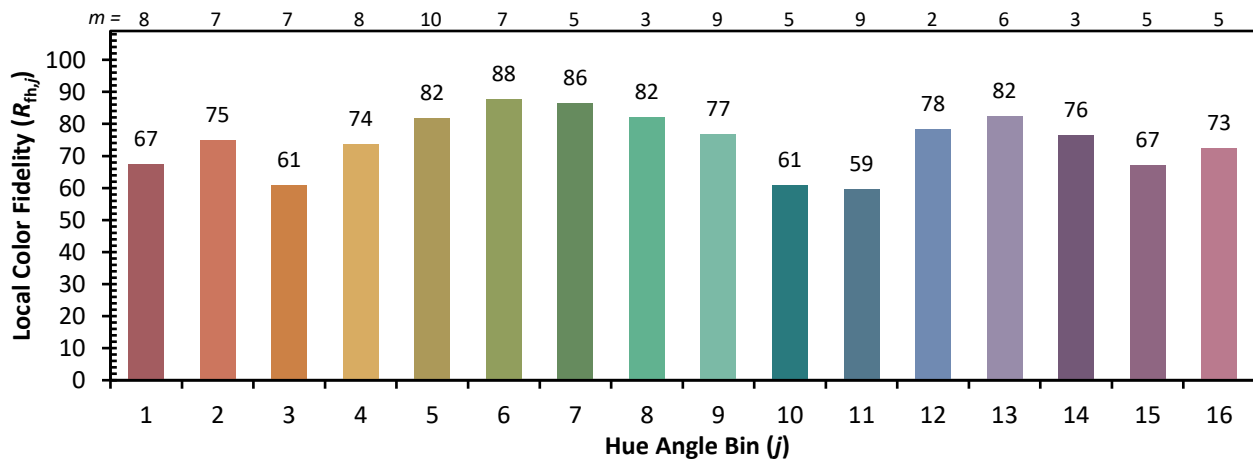


Individual Sample Fidelity Index ($R_{f,i}$)

CES01 = 85	CES26 = 62	CES51 = 90	CES76 = 50
CES02 = 59	CES27 = 88	CES52 = 89	CES77 = 67
CES03 = 30	CES28 = 80	CES53 = 79	CES78 = 53
CES04 = 69	CES29 = 69	CES54 = 84	CES79 = 80
CES05 = 46	CES30 = 88	CES55 = 83	CES80 = 77
CES06 = 50	CES31 = 72	CES56 = 74	CES81 = 78
CES07 = 38	CES32 = 62	CES57 = 73	CES82 = 90
CES08 = 38	CES33 = 82	CES58 = 73	CES83 = 90
CES09 = 29	CES34 = 69	CES59 = 86	CES84 = 85
CES10 = 72	CES35 = 83	CES60 = 88	CES85 = 77
CES11 = 56	CES36 = 87	CES61 = 82	CES86 = 75
CES12 = 61	CES37 = 78	CES62 = 81	CES87 = 76
CES13 = 41	CES38 = 98	CES63 = 73	CES88 = 81
CES14 = 74	CES39 = 96	CES64 = 63	CES89 = 72
CES15 = 70	CES40 = 91	CES65 = 60	CES90 = 80
CES16 = 46	CES41 = 96	CES66 = 56	CES91 = 71
CES17 = 49	CES42 = 79	CES67 = 53	CES92 = 58
CES18 = 55	CES43 = 78	CES68 = 63	CES93 = 74
CES19 = 71	CES44 = 99	CES69 = 72	CES94 = 52
CES20 = 63	CES45 = 86	CES70 = 55	CES95 = 64
CES21 = 85	CES46 = 85	CES71 = 46	CES96 = 76
CES22 = 77	CES47 = 89	CES72 = 82	CES97 = 86
CES23 = 91	CES48 = 80	CES73 = 45	CES98 = 76
CES24 = 90	CES49 = 83	CES74 = 90	CES99 = 62
CES25 = 71	CES50 = 89	CES75 = 48	



Color Rendition by Hue-Angle Bin



Measure Comparisons



(END OF REPORT)